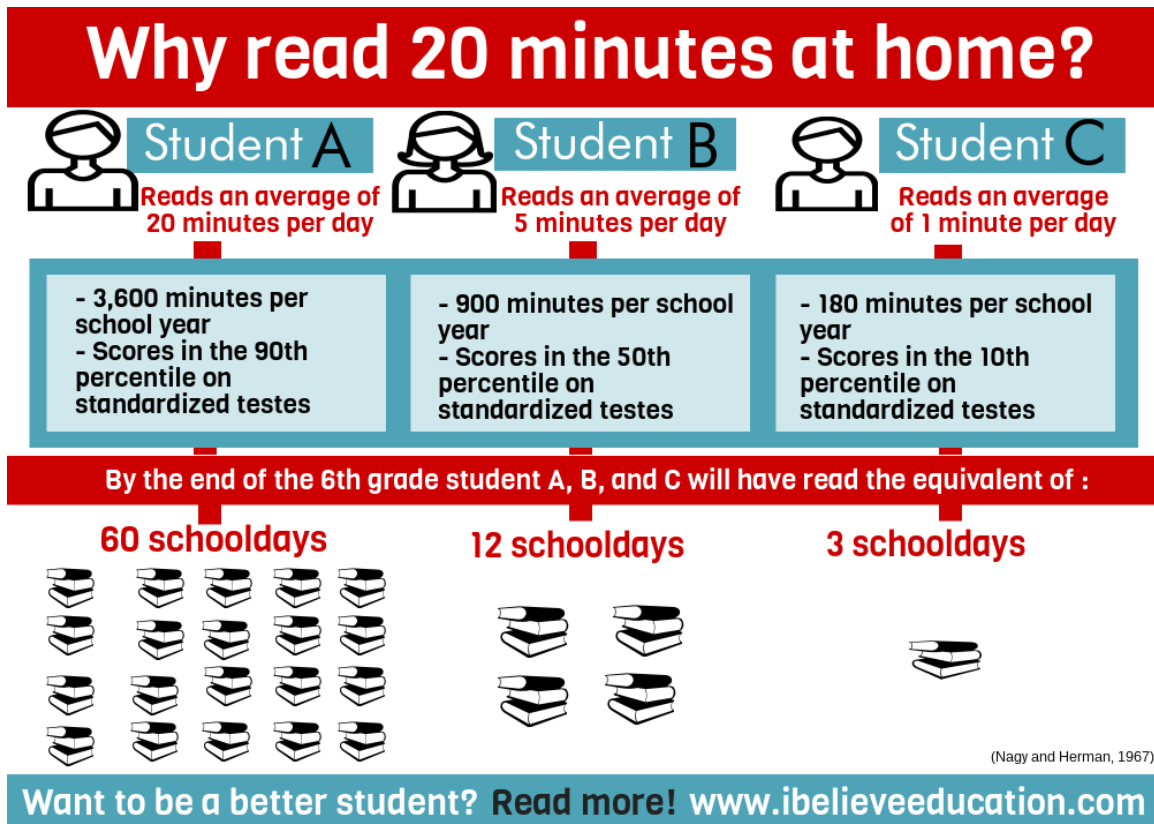


Grade 3 Summer Reading

Dear Parents,

The summer is about having fun and relaxing. How about a fun day at the pool with a fine book? This summer it's important for your child to spend some time reading good books and completing some activities to go along with those books.


Why is it important to read every day?



The following is a list of the summer reading books. Attached you will find activities to go with each of the books. These activities are due the first day of school.

Happy Reading!

The Boxcar Children, No. 1 by Gertrude Chandler Warner



Story: The Boxcar Children, No. 1


Author: Gertrude Chandler Warner

Activity: Please see attached summer reading activity options.

Amazon.com: \$6.89 paperback

Barnesandnoble.com: \$6.99

A Boy Called BAT by Elana K. Arnold



Story: A Boy Called BAT

Author: Elana K. Arnold

Activity: Please see attached summer reading activity options.

Amazon.com: \$6.98 paperback

Barnesandnoble.com: \$6.99

Summer Reading Activities

Each book must be presented using one of the three activities listed below. Students are free to choose which activity they will use for each assigned book. However, no activity is to be repeated. Every student is responsible for presenting each of the two book report activities on the first day of class. Have fun and be creative.

Book Report Activities



1. **Grab Bag Book Report:**

Choose six items that represent your story: 1 object to represent the setting, 2 objects to represent the main character/characters, 2 objects to represent the plot of the story, and 1 object to represent the conflict of the story. Place all six items in a paper bag of your choice. Write at least 3 sentences about *each object* and how it relates to the story. You will write your sentences on index cards. Make sure to label each card for what part of the story it represents. Label your bag with the title and author/illustrator of your book. Draw an illustration on the outside of your bag that represents your book. Present a 5-7 minute book talk to the class explaining your items.

2. **Movie Poster Book Report:**

After reading your book, pretend it has been made into a movie. Create a poster advertising your movie. Be sure to include the setting and main characters. All movie posters must be on a large poster board. The title of the novel must be in large writing and should stand out on your poster. Your name will appear on the poster as either the director or producer. The main characters of the novel will be the cast in your movie. A major illustration or collage should be the focus of your poster. It should give the audience a good idea of the theme of the novel.

3. **Book Jacket/Dust Jacket Book Report:**

Research at least five examples of book jackets before beginning this project. Using construction paper of whatever color you wish, design a book jacket for your book. Fold it like a real book jacket. You may use the computer or create your book jacket by hand or use a combination of both. Design your book jacket so it includes the information generally found on a book jacket today. Be original! Be creative! **Use color!** Have fun!